



THE SAMARTH SCHOOL  
HOLIDAY HOME WORK  
CLASS - NURSERY



Summer, summer,  
I'm so glad you're here!  
Summer, summer,  
Let's give a cheer!  
Summer, summer,  
I'll meet you at the park.  
Summer, summer,  
Let's stay till dark!



Dear Parents,

As summer vacations are just around the corner, we would like the children to have a wonderful time while remaining constructively busy. We have prepared some fun filled activities for the little ones to help them utilize their time productively. We request that you encourage your child to complete these activities independently under your supervision.

### **“CLASSROOM VOCABULARY”**

Let's use these polite and powerful words every day in class. They help us learn, play, and grow together happily!

- ❖ Good morning! Good afternoon! Good evening!
- ❖ May I come in?
- ❖ May I go to the washroom?
- ❖ May I use the dustbin?
- ❖ Look at the smart board.
- ❖ Take out your book.
- ❖ I have completed my work.
- ❖ Stand up , Sit down.
- ❖ Turn thepage.
- ❖ Listen to your teacher.
- ❖ Close the door.
- ❖ May I go to wash my hands?
- ❖ “Raise your hand.” – “Let's take turns and be kind”.
- ❖ I have finished my lunch.
- ❖ Keep your chair in.
- ❖ Sharpen the pencil.
- ❖ My pencil is broken.
- ❖ I am fine, thank you.

## MAGIC WORDS

Make it a habit to use magic words like 'please,' 'thank you,' 'sorry,' and 'excuse me' in daily life. It shows respect, kindness, and good manners

## GROSS MOTOR SKILLS

Gross motor skills are actions like sitting, running, jumping and crawling , which engage large muscles in the legs, arms, feet and torso. Various activities suggested to strengthen gross motor skills are:

- Hopscotch: Involving jumping, hopping, bending and picking up objects.
- cycling: which puts the legs into action.
- Dancing: Using arms, legs and torso.
- Ball games: Such as kicking, throwing and catching



## FINE MOTOR SKILLS

To develop "Fine Motor Skills" let your child indulge in activities like:

- Mashing Potatoes.
  - Rolling Chapatis.
  - Opening and closing the bottle cap/tiffin lid.
  - Turning pages of a book.
  - Activities such as finger printing, bubble wrap printing, vegetable printing, simple colouring exercises, etc. help in strengthening small muscles in their hands, wrists and fingers.
- Following link may be used to try a few of the activities.



<https://youtu.be/Kisa@mihcgl>

## ENCOURAGING SELF-HELP SKILLS FOR OUR CHILDREN

- Learn how to zip your school bag,jacket,pouch.
- Learn how to wear shoes and socks.
- Learn how to button and unbutton a shirt/T-shirt.
- Learn how to fill the water bottle.
- Opening and closing the lunch box.
- Washing hands before and after meals.



## LEARNING BEYOND BOOKS FOR OUR CHILDREN

- Learn to arrange your toys and books properly in your room.
- Listen to your elders.
- Drink plenty of fluids like water, juice, etc.
- Save electricity by Switching off fans, lights, etc, when not in use.

## LANGUAGE DEVELOPMENT

- Choose any one object from your surroundings every day. Let the child speak a few lines on it. e.g. “This is an apple”. It is red . I eat an apple every day.
- Make your child learn and narrate the story "My Day At School" in English.
- Encourage them to use magic words like “Please, Sorry, Excuse Me”.



## SOCIAL AND EMOTIONAL DEVELOPMENT

- Have an indoor picnic. Grab a sheet, whatever food you have, and enjoy a living room picnic with your family. Play some indoor board games like Snake and Ladders or ludo to make your picnic more memorable. Click as many pictures as you can to capture these beautiful moments.
- Ask your child to share their daily routine with their grandparents. Encourage them to spend quality time together by listening to stories, playing indoor games, or making colorful cards. Teach them to be empathetic by offering a simple head or hand massage.
- Encourage your child to participate in daily chores, such as helping help you in lay the table for dinner, filling water bottle, watering plants.



## PHYSICAL DEVELOPMENT

- Plan a schedule for yoga, exercises for physical fitness or aerobics etc. stay fit and healthy.
- Make it a habit to walk,run,play for 30 minutes every day.
- Enjoy Indoor games with your family.



## ART AND CRAFT

- Do pages 7, 9, 15, 19, 24, and 25 in your Creative Arts Skill book.

## LANGUAGE DEVELOPMENT

- Introduce your child to phonics by teaching letter sounds (e.g., A – /æ/ as in “ apple”) through songs, flashcards, games, rhyming, sound matching, and phonics-based books.
- Link:- <https://youtu.be/ImvaFAKW1NU?si=ambFSP6RVWReoO5->



## GENERAL AWARENESS

Learning basic personal information is essential for young children as it boosts their confidence and communication skills.

- Encourage your child to confidently say their full name, the name of their school, and their parents' names.
- Support them in identifying and naming basic body parts like eyes, ears, nose, mouth, hands, legs, head, shoulders, knees, fingers, and toes. This simple awareness helps children feel secure and independent as they grow.

## HINDI

- स्वर गीत बोलने का अभ्यास करें। Link :- <https://youtu.be/TM83zp1AkUM>
- स्वरो की पहचान का अभ्यास करें।



## SCRAP BOOK

- The "Self Id card" Page: Make the very first page "All About Me," where they paste their photo and a "thread" that shows how tall they are (using a piece of yarn measured to their height).
- Make a "Nest" family tree: Draw a large tree with a cozy nest in the center. Paste of family inside eggs or birds sitting on the branches.
- Plant a seed in a small pot or recycled container. Water it every day. And watch it grow (Note: Click a photo of the plant with the child and paste it in your scrap file with a suitable title).
- Shape Scenery & 'All About Me': Create a beautiful nature scene (mountains, trees, and sun) using different geometric shapes. The Task: Complete the 'All About Me' worksheet using your favorite colors.

Note: A reference picture, video, and worksheet will be shared with you on the school portal for guidance.



## MY SPECIAL DAY WITH DAD FATHER'S DAY:

"Dad, You're My Superhero" Mask: Cut out a simple eye-mask shape from cardstock. Let the kids decorate it with glitter and stickers. It's a fun way for them to "transform" their dad into a superhero.

### Step-by-Step Method

#### Step 1: Create the Template

Trace a basic "eye mask" shape onto your cardstock. It should look like a long, rounded "8" or a classic butterfly shape. Make sure the bridge (the part for the nose) is wide enough so it doesn't tear easily.

#### Step 2: Cut Out the Eye Holes

Carefully cut out two circles or ovals in the center for the eyes. Before moving to the next step, hold it up to a few children to ensure the eye spacing is comfortable.

#### Step 3: The "Super" Decoration

Let the children go wild with the decorations!

Encourage them to use stickers first to build a pattern.

Apply glitter glue along the edges to give it a "heroic" shine.

If you have letter stickers, they can add "D" for "Dad" or "S" for "Super."

#### Step 4: Attach the Straps

Punch one hole on the far left side and one on the far right side of the mask.

Using Elastic: Cut a piece of elastic string (about 10–12 inches), thread it through the holes, and tie small knots.

Using Ribbon: Tie two separate pieces of ribbon to the holes so Dad can tie it around his head later.

#### Step 5: The Finishing Touch

On the back of the mask (the side facing the eyes), write a small note like:

"To my Superhero Dad, from [Child's Name]."

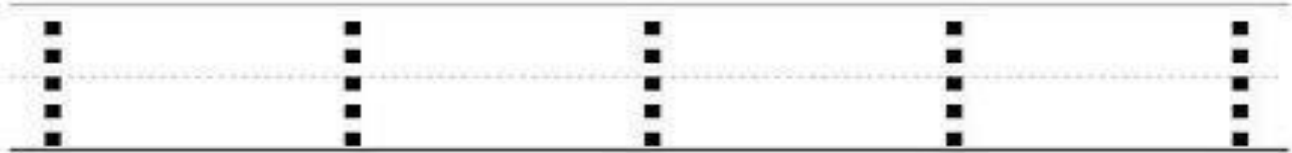







*Jolly*

*Worksheets*




# Trace the Lines



# Tracing Pattern

•     	•     	•     	•     	•     
•     	•     	•     	•     	•     
•     	•     	•     	•     	•     
•     	•     	•     	•     	•     
•	•	•	•	•
•	•	•	•	•



# Trace the Lines





THE SAMARTH  
SCHOOL  
WISDOM • EXCELLENCE • VIRTUE  
ESTD. 1975

# Tracing Pattern

●-----	●-----	●-----	●-----	●-----
●-----	●-----	●-----	●-----	●-----
●-----	●-----	●-----	●-----	●-----
●-----	●-----	●-----	●-----	●-----
●	●	●	●	●
●	●	●	●	●



THE SAMARTH  
SCHOOL  
WISDOM • EXCELLENCE • VIRTUE  
ESTD 1976

# Tracing Pattern




THE SAMARTH  
SCHOOL  
WISDOM • EXCELLENCE • VIRTUE  
ESTD. 1975

# Tracing Pattern




# Tracing Pattern




# Tracing Pattern




THE SAMARTH  
SCHOOL  
WISDOM • EXCELLENCE • VIRTUE  
ESTD. 1975

# Tracing Pattern




THE SAMARTH  
SCHOOL  
WISDOM • EXCELLENCE • VIRTUE  
ESTD. 1975

# Tracing Pattern
