



THE SAMARTH
SCHOOL
WISDOM • EXCELLENCE • VIRTUE
ESTD. 1975

GRADE IV

HOLIDAY HOMEWORK

ENGLISH

Reading Skill


Read any short story or book.

Write:

- Title of the story
- Characters
- Favorite part (4–5 lines)
- Moral of the story


Vocabulary Building Activity (Word Book Activity)


- Read a story or book
- Write 20 new words

 Task:

- Write the meaning of each word
- Make one sentence for each word.

Flash Card Activity: Kinds of Noun

 Make a colorful flash card on Kinds of Noun.

 Instructions:


Write the title: Kinds of Noun

Include these types:

- Proper Noun
 - Common Noun
 - Collective Noun
 - Abstract Noun
-
- Write 1 example for each
 - Decorate with small drawings or colors.

Writing Skill Activity

Write 20 pages In a separate notebook.

 Instructions:

Write neatly and clearly.

You can write:

Short stories

Paragraphs on different topics

Daily diary (5–6 lines each day)

Use proper punctuation and correct spelling.

HINDI

1. पठन कौशल सुधार हेतु कार्य

(क) दैनिक पठन अभ्यास:-

* प्रतिदिन 15 मिनट हिंदी की कोई कहानी, कविता या समाचार पढ़ें।

* पढ़ते समय कठिन शब्दों को रेखांकित करें।

* उनके अर्थ शब्दकोश या बड़ों से पूछकर लिखें।

(ख) कविता पाठ:-

* कोई 2 हिंदी कविताएँ लयबद्ध होकर वाचन करें।

* परिवार के सामने शुद्ध उच्चारण सहित सुनाएँ।

2. लेखन कौशल सुधार हेतु कार्य:-

(क) सुलेख अभ्यास:-

* प्रतिदिन एक पृष्ठ सुंदर लिखावट में लिखें।

(ख) अनुच्छेद लेखन (प्रत्येक 8-10 पंक्तियाँ)

निम्न विषयों पर लिखें:

1. मेरा प्रिय मित्र

2. गर्मी की छुट्टियाँ

3. पेड़ों का महत्व

4. जल का महत्व

(ग) पत्र लेखन:-

अपने मित्र को ग्रीष्मावकाश बिताने के बारे में पत्र लिखिए।

(घ) कोई भी चित्र देखकर कहानी लेखन कीजिए।

3. व्याकरण अभ्यास:-

(क) विलोम शब्द:-*

दिन – रात

ऊँचा – ___

अच्छा –

काला – __

आना – __

(ख) पर्यायवाची शब्द:-

सूरज – __

जल – __

पृथ्वी – __

(ग) मुहावरे (अर्थ सहित):-

1. आँखों का तारा
2. हाथ पर हाथ धरे बैठना
3. नौ दो ग्यारह होना

(क) मेरा शब्दकोष:-

छुट्टियों में सीखे गए 30 नए हिंदी शब्दों की सूची बनाइए।

(ख) पोस्टर बनाइए

विषय: जल बचाओ / स्वच्छ भारत / पेड़ लगाओ।

विशेष निर्देश:-

*कार्य स्वयं करें तथा सुंदर लिखावट का ध्यान रखें।

सारा कार्य एक अलग रफ नोटबुक में पूर्ण करें।



MATHEMATICS

Dear Students,

Get up early in the morning. Do exercise, yoga and meditation regularly. Keep yourself hydrated help the elderly people in small tasks. Use your holidays wisely and reduce your screen time for your good health.

Activity – 1 Find out the name of three great Indian Mathematicians and write few line about them.

Activity – 2 Make a Eco-friendly model of a clock
Using matchstick / toothpick
All the numbers should be written in Roman Numerals.

Learn Table 2 to 15

Revise: Roman Numerals (1 to 100)



CHAPTER - 1

Q1. Fill in the Blanks

1. The smallest 4-digit number is _____.
2. The largest 3-digit number is _____.
3. The number just after 5,999 is _____.
4. The number just before 1,000 is _____.

Q2. Write in Words

1. 3,456 = _____
2. 9,020 = _____
3. 7,105 = _____

Q3. Write in Figures

1. Four thousand five hundred twenty = _____
2. Eight thousand one hundred six = _____
3. Six thousand seventy = _____

Q4. Place Value

1. Write the place value of 5 in 4,582 = _____
2. Write the place value of 7 in 7,349 = _____
3. Write the expanded form of 6,214 = _____

Q5. Compare the Numbers (>, <, =)

1. 4,567 ___ 4,576
2. 8,901 ___ 8,910
3. 6,345 ___ 6,345

Q6. Short Answer

1. What is the successor of 3,999?
2. What is the predecessor of 5,000?

CHAPTER - 2

Q1. Arrange the numbers in columns and Add:

1. $4,567 + 2,389 = \underline{\hspace{2cm}}$

2. $8,245 + 1,756 = \underline{\hspace{2cm}}$

3. $6,789 + 3,210 = \underline{\hspace{2cm}}$

Q2. Arrange the numbers in columns and Subtract:

1. $7,890 - 2,345 = \underline{\hspace{2cm}}$

2. $6,500 - 2,750 = \underline{\hspace{2cm}}$

3. $9,000 - 4,567 = \underline{\hspace{2cm}}$

Q3. Fill in the blanks

1. $6,000 + \underline{\hspace{2cm}} = 6,000$

2. $\underline{\hspace{2cm}} - 2,345 = 0$

3. $9,999 - \underline{\hspace{2cm}} = 4,999$

4. $\underline{\hspace{2cm}} + 3,210 = 7,210$

Q4. Word Problems

1. A shopkeeper had 5,678 apples. He sold 2,345 apples. How many apples are left?

2. Riya has 3,450 stickers. Her friend gives her 2,675 more. How many stickers does she have now?

4. Find the difference between the greatest 4-digit number and the smallest 4-digit number.

Do this work in your Maths notebook neatly.

Practice the work done before holidays in rough notebook.



SCIENCE

Dear Students,

Summer holidays are here! ☀️ Let's learn and enjoy like young scientists. Follow your task and have fun.

Part A: Choose ONE Project

You can choose any one project that you like the most. Do it neatly and with creativity!

Option 1: The Food Factory (Photosynthesis)

Task:

Make a colourful chart to show how plants prepare their own food.

Remember to include:

Sun (for energy), Roots (for water), and Leaves (for air).

Fun Activity:

Write a simple 3-step "Recipe for a Leaf"

(Example: 1 cup sunlight + 2 drops water + a pinch of air)

Option 2: Plant Superpowers (Adaptations)

Task:

Draw or create a small model of any one plant:

Cactus (Desert) or Mangrove (Marshy area)

Remember to include:

For Cactus: Draw spines and write how they protect the plant

For Mangrove: Draw breathing roots that grow above the mud

Fun Activity:

Give your plant a creative superhero name

(Example: "The Water Saver")

Option 3: Water Wonders

Task:

Draw any two water plants (like Lotus or Tape Grass) in your notebook

Remember to include:

Write one interesting fact about each plant

(Example: Lotus leaves float on water)

Part B: Mini Leaf Hunt (For Everyone) 🍃

This activity is for all students:

Find and Press:

Collect one interesting leaf and keep it inside a heavy book for 2 days

Paste and Label:

Paste the leaf neatly in your notebook

Identify:

Write:

Name of the plant

Shape (round or pointed)

Feel (smooth or rough)

SOCIAL STUDIES

Dear Students,

You are required to complete the following holiday homework. The work should be done neatly and creatively

Q1. Our National Symbols

- Draw and color the National Flag and label its parts.
- Make a small booklet (1 page each) on National Symbols (Flag, Animal, Bird, Flower)
- Paste pictures and write 2–3 lines about each.

OR

Q1. Our Heritage

- Paste pictures of any two famous heritage sites of India.
- Write 10 lines on any one heritage monument.
- Draw your favourite monument.

Instructions

- Use neat handwriting.
- Make your work colorful and creative.
- Submit your homework on time.
- DO ON A3 SHEET

Q2. Prepare a 3D model related to National Symbols.

CLASS AND SEC	REFERENCE LINK OF MODEL
IV A	https://youtu.be/jueqYWfQiqw?si=jSiiXEVXPLzrCu9U
IV B	https://youtube.com/shorts/n3M3A1fpuqY?si=Lnrfe5WNfqK1PItQ
IV C	https://youtube.com/shorts/-lrDf42NGIo?si=YUhJzOfIjSoq1x7_

Q3. DO THE GIVEN WORKSHEETS

* Section A: Choose the Correct Answer

1. Our national flag is called the _____.

- a) Red Flag
- b) Tricolour
- c) Blue Flag

2. The national anthem of India is _____.

- a) Vande Mataram
- b) Jana-gana-mana
- c) Sare Jahan Se Achha

3. Our national animal is the _____.

- a) Lion
- b) Tiger
- c) Elephant

4. Taj Mahal is located in _____.

- a) Delhi
- b) Agra
- c) Jaipur

5. India is located in the continent of _____.

- a) Europe
- b) Asia
- c) Africa

Section B: Fill in the Blanks.

1. The Ashoka Chakra has _____ spokes.

2. Our national bird is the _____.

3.The capital of India is _____.

4.The Great Indian Desert is also called the _____ Desert.

5.The Bay of Bengal lies to the _____ of India.

* Section C: True or False.

1.Peacock is the national bird of India. _____

2.Vande Mataram is our national anthem. _____

3.India has mountains, plains, deserts and islands. _____

4.The Lakshadweep Islands are in the Arabian Sea. _____

5.Lotus is the national flower of India. _____

Section D: Match the Following.

Column A

Column B

1. National Flower.

A. Tiger

2. National Animal.

B. Vande Mataram

3. National Bird.

C. Lotus

4. National Song

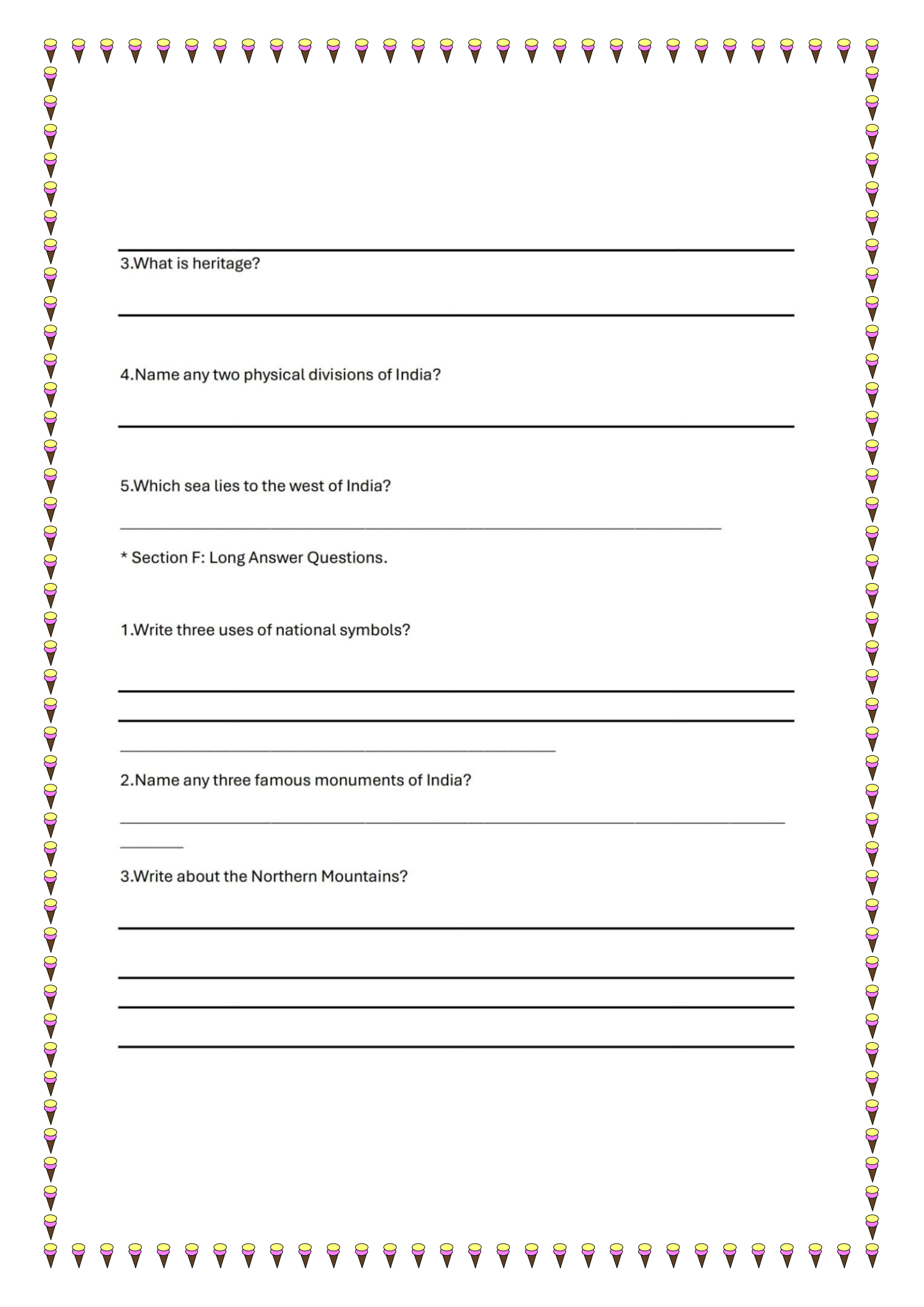
D. Peacock

Section E: Answer in One Sentence.

1.Who wrote Jana-gana-mana?

_____.

2.Name any two neighbouring countries of India?



3.What is heritage?

4.Name any two physical divisions of India?

5.Which sea lies to the west of India?

* Section F: Long Answer Questions.

1.Write three uses of national symbols?

2.Name any three famous monuments of India?

3.Write about the Northern Mountains?

COMPUTER

NOTE: DO ALL THE WORK IN YOUR COMPUTER NOTEBOOK

Q1. Make a colourful poster on Internal and External computer memory along with picture make it on A3 sheet and paste in your computer notebook. (Refer pg-11 and 12)

Q2. Creating a Document on Environmental Conservation

Research different aspects of environmental conservation (for example, recycling, reducing plastic use, conserving water, and protecting wildlife).

Create a document that includes:

- Title Page: Include the title of your research topic, group members' names, and the date.
- Introduction: Briefly explain your topic and its importance.
- Main Content: Use headings and bullet points to organise information. Include important facts related to the topic.
- Use Word's formatting tools to make your document clear and visually appealing.
- Paste the printout of your word document in your computer notebooks.

Q3. Create your own GMAIL account and write your id and password in the notebook.

Q4. Learn all the work done in the class.

Q5. Do the given worksheets in your computer notebook.

Worksheet

Chapter 1: Managing Files and Folders

A. Read the scenario and select the correct option.

Scenario: Riya is working on her school project and saves her documents, images, and presentations on her computer. To keep her work organised, she creates a folder named "Science Project". Inside this folder, she creates separate subfolders for "Research Notes", "Images", and "Presentations". This helps her easily find and access related files whenever needed.

1. What is a collection of related information stored together called?
a. Folder b. File c. Subfolder
2. What is a container that holds multiple files and subfolders?
a. File b. Folder c. Desktop
3. What is a folder within another folder called?
a. Main Folder b. Subfolder c. Drive

B. Fill in the blanks.

1. _____ means changing the existing name of a file or folder.
2. The _____ menu is also called shortcut menu.
3. The main screen of Windows is called the _____.
4. _____ key combination opens File Explorer.
5. _____ is a file management tool that helps you find and organise your files and folders.

Context	Renaming	Windows key + E	File Explorer	Desktop
---------	----------	-----------------	---------------	---------

C. Write T for True and F for False.

1. Icons are small graphical images or symbols representing files. _____
2. Moving a file means shifting it from one location to original location. _____
3. Windows acts as an interface between the user and the hardware. _____
4. You cannot rename a file or folder. _____

D. Write the name of the given icons.



Worksheet

Chapter 2: The Internet Adventure

A. Read the scenario and select the correct option.

Scenario: Aman wants to search for information about space exploration. He opens an application on his computer that allows him to browse the internet. He types his query in the search bar and clicks on a link to read an article. The application he is using is a web browser.

- Which of the following is NOT a web browser?
a. Google Chrome b. Windows Media Player c. Microsoft Edge
- Who developed Google Chrome?
a. Microsoft b. Mozilla c. Google

B. Fill in the blanks.

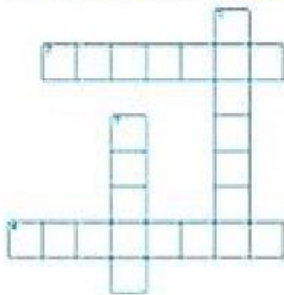
- _____ stands for Modulator/Demodulator.
- _____ refers to a network of websites on the internet.
- A website is a collection of _____.
- _____ is the founder of the World Wide Web.
- Each website is identified by its unique address, which is known as the _____.

Web Pages	Uniform Resource Locator	Tim Berners-Lee	WWW	Modem
-----------	--------------------------	-----------------	-----	-------

C. Write T for True and F for False.

- The first page of a website is called the web page. _____
- A web page is a digital page of a website. _____
- You can use the internet to send emails. _____
- Microsoft Edge is developed by Google. _____
- Net surfing means browsing the internet. _____

D. Solve the following crossword with the help of the given clues.



- It is a digital page on the internet.
- It is a network designed by the U.S. Defence Department.
- It is used to convert digital signals to analog signals and vice versa.
- It connects millions of computers worldwide.

GENERAL KNOWLEDGE

A: Activity Work

1. Draw and Label:

Draw the Life Cycle of a Butterfly and label all stages neatly.

2. Poster Making:

Topic: "Save Forests, Save Earth" (Write 2–3 slogans and use colours)

3. Chart Work:

Make a colourful chart on Renewable Energy Sources (Solar, Wind, Water).

4. Diagram Activity:

Draw different Sources of Water (river, rain, pond, etc.) and label them.

B: Scrapbook Activity:

Paste pictures of Nocturnal Animals, Marine Plants, and Endemic Species.

Write 1–2 lines about each.

Observe your surroundings and list 2 plants and 2 animals.

Write how they are useful to us.

Fun Task:

Create your own GK Puzzle or Word Search using 5 words related to environment.

C: Project Work (Do Any ONE)

Option 1: Mini Ecosystem

Make a small ecosystem using a bottle/jar with soil, plant, and water.

Option 2: Butterfly Life Cycle Model

Create a 3D model using paper/clay showing all stages.

A decorative border of ice cream cones surrounds the page. The cones are arranged in a rectangular frame, with the top and bottom edges being straight lines of cones, and the left and right edges being vertical lines of cones. Each cone has a yellow top, a pink middle, and a brown bottom.

Option 3: Save Water Project

Make a poster or model showing ways to save water at home.

D: Speaking Activity

Prepare and speak 5–6 lines on: “Importance of Saving Environment”

Instructions

- Do all work neatly in a separate file
- Use colours and creativity.
- Submit after holidays.

ART & CRAFT

Dear Students,

Q1. During this holiday, enjoy a fun activity of making handmade paper!

Use old materials like

Old notebooks

Diaries

Newspapers

learn how to make new paper from old paper.

Create your own paper in different sizes and shapes:

Watch the YouTube video link

https://youtube.com/shorts/U4N9zE9gJc?si=0i-MutvWj1GU_fKr

<https://youtu.be/rK9bQeOz2iw?feature=shared>

Q2. Do page no. 22,33,47 in book.

Have fun and be creative! 🧠